

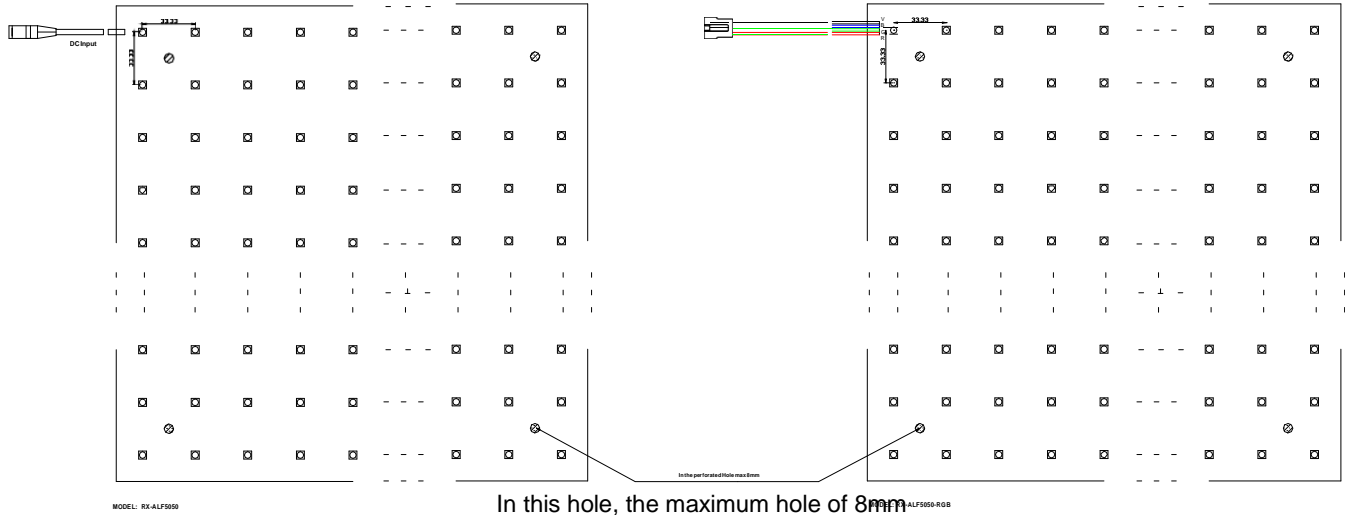
**Description:** High brightness type RX-ALF5050 Series LED aluminum panel. High efficiency energy-saving environmental protection, long life, safe, reliable, ultra-thin, waterproof advantages. Mainly used for lighting and signs. Especially suitable for metro, stations, airports, shopping malls and other high-end lighting and backlighting. You can also substitute the same size of the ceiling directly.

	<p><b>Features:</b></p> <ol style="list-style-type: none"> <li>1. High intensity SMD5050 LED, Luminous efficiency of more than 110lm / W</li> <li>2. Integrated waterproof design, safe and reliable, attractive appearance</li> <li>3. High efficiency cooling, the relative temperature rise is less than 10°C</li> <li>4. Ultra-thin, the thickness is less than 3.5mm.</li> <li>5. Can choose full color change, the need to adjust RGB drive</li> <li>6. Lifetime is up to 50, 000 hours</li> </ol> <p><b>Scope of application:</b> Apply to lighting, advertising signs backlight. Direct replacement of the same size of the ceiling (grid lamp), Advertising light box.</p>
	<p><b>Mechanical Specifications:</b> Main Material: Aluminum, Modified Epoxy, LED Dimensions (W x L): 60cm(Optional 30cm, 40cm,50cm) Height (thickness) : ≤3.5mm Operating Temperature: -20°C~55°C Weight: 2KG (60X60cm) IP Grade: IP65</p> <p><b>Electronical Specifications:</b> Input Voltage:12VDC Output Brightness: 16LM - 20LM / LED white 5LM / LED RGB</p> <p><b>China Patent No.:</b> ZL200820131053 ZL200820132702</p>

MODLE	Dimensions ( W X H)	LED QTY	Illuminance <u>Lux</u>				luminous flux <u>Lumen</u>	Power	Input
			Spacing6cm	Spacing1m	Spacing2m	Spacing3m			
RX-ALF5050	30x30cm	81pcs	9000	380	100	50	1350	1.25A,15W	DC12V
	30x60cm	162pcs	9000	700	205	100	2650	2.5A,30W	DC12V
	60x60cm	324pcs	8500	1000	350	170	5200	4.83A,58W	DC12V
LED spacing 33mm									

**Note:**  
 Temperature Rise: Max +10°C/Relative environmental temperature  
 The above figures: white LED color temperature 6000-7000K, the test temperature is 25 °C, the input voltage DC12V, LED aluminum lamp input wire length 20cm.  
 when used as a backlight lamp with a minimum spacing of 5cm  
 The red side-line is the anode or Center positive for stock.  
 Lifetime is up to 50, 000 hours (The average working temperature of 25°C)

**Dimension**



MODEL: RX-ALF5050

MODEL: RX-ALF5050-RGB

RX-ALF5050

RX-ALF5050-RGB


**Note:** Our standard is no holes, if you need to win the hole product, please specify.

LED panel related images:



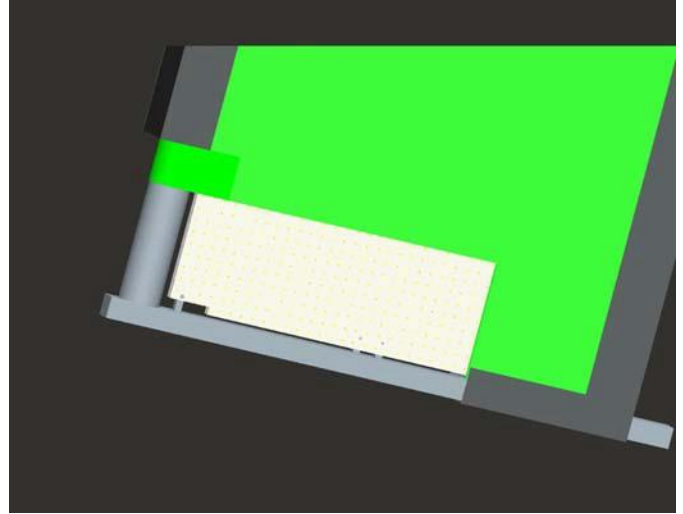
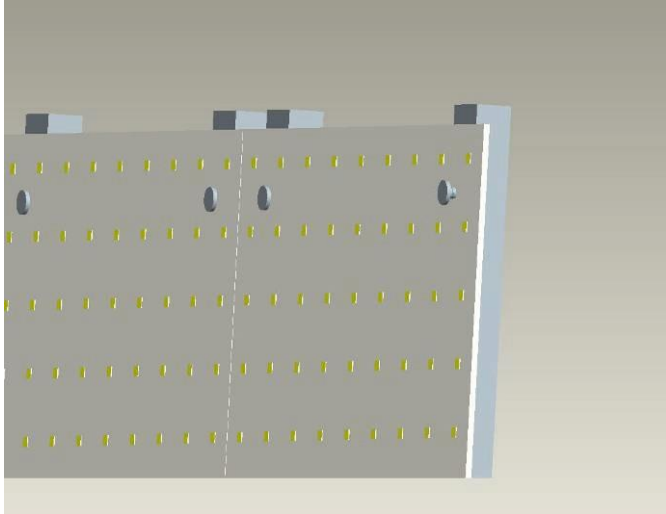
With holes  
the back lead wires  
RX-ALF3528-16

With out holes  
obverse lead wires(Front side)  
RX-ALF5050-25

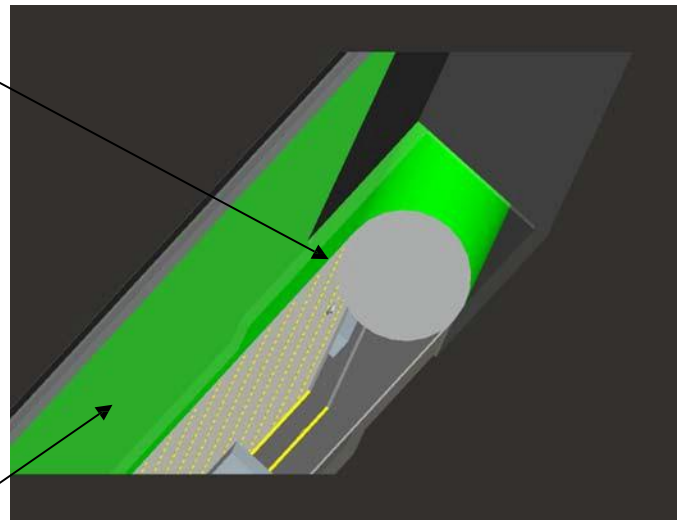
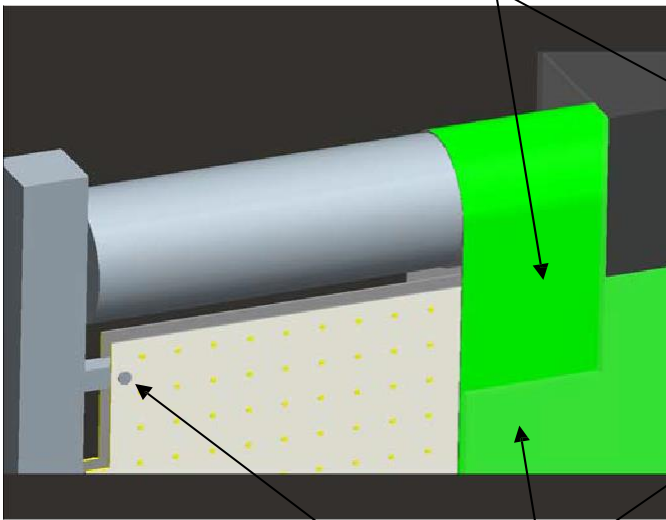


LED panel on the back - full aluminum cooling  
back lead wires

Advertising backlight installation diagram



Advertising Print Plan - Light box advertising paper -light box covering fabric      Relative distance 5cm, to light evenly




Screw

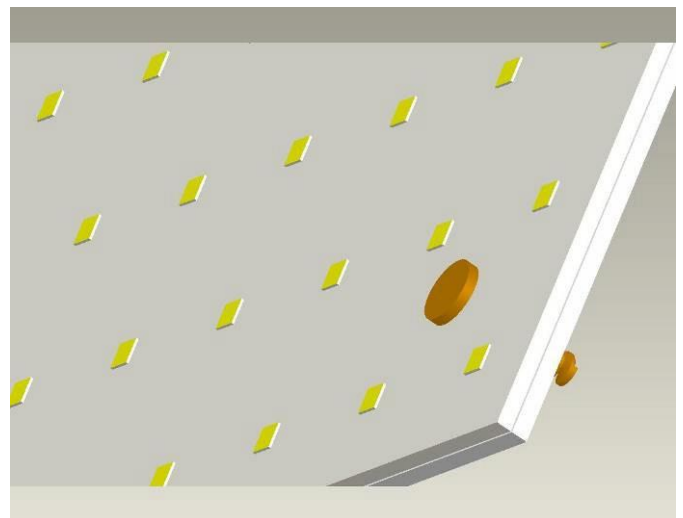
transparent plate

Note: Our only produce LED aluminum panel, the picture above for reference purposes only!



Application for ceiling lamp (grid lamp)



Non glare diffuser plate



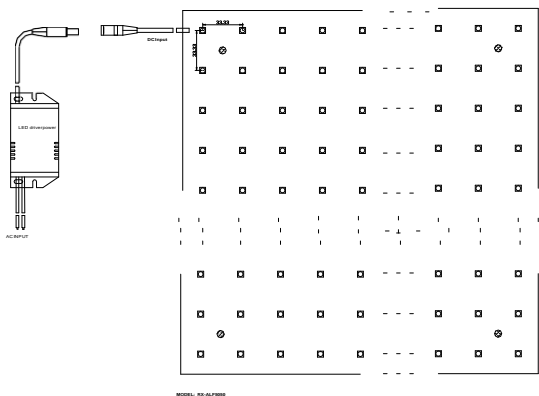
No diffuser plate cover, more bright.



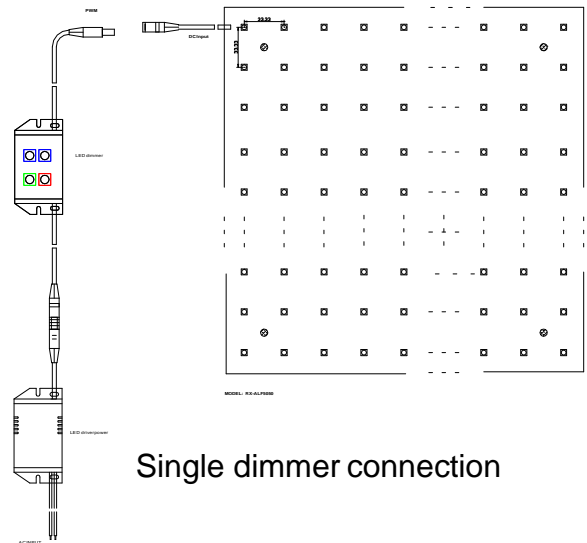
**Note:** Standard model without light diffusion plate ,

**Wiring diagram**

**1. Basic wiring diagram**

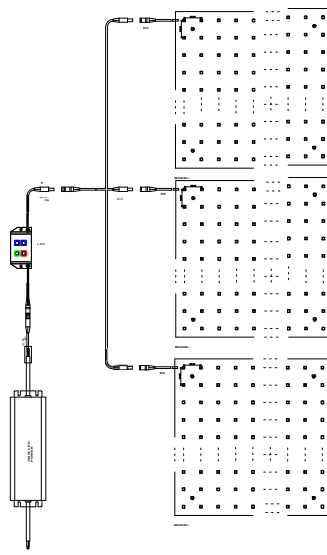
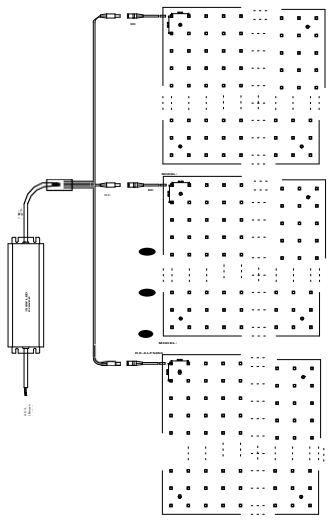


Single connection



Single dimmer connection

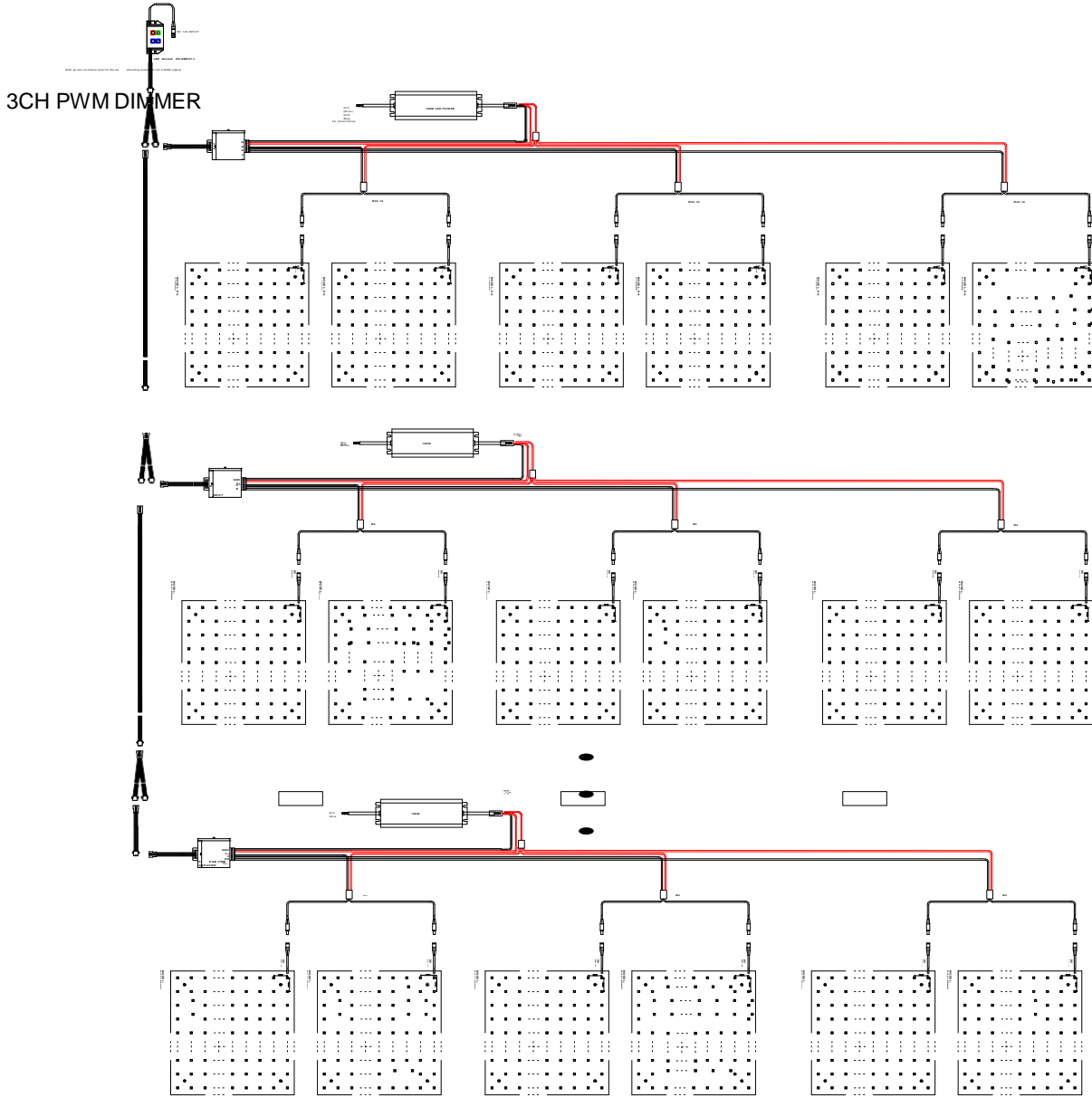
**2. Multiple LED ALU panel wiring diagram**




Multiple parallel wiring diagram

Dimmer wiring diagram

**3. Simultaneous dimming Multiple-LED-ALU-panel**

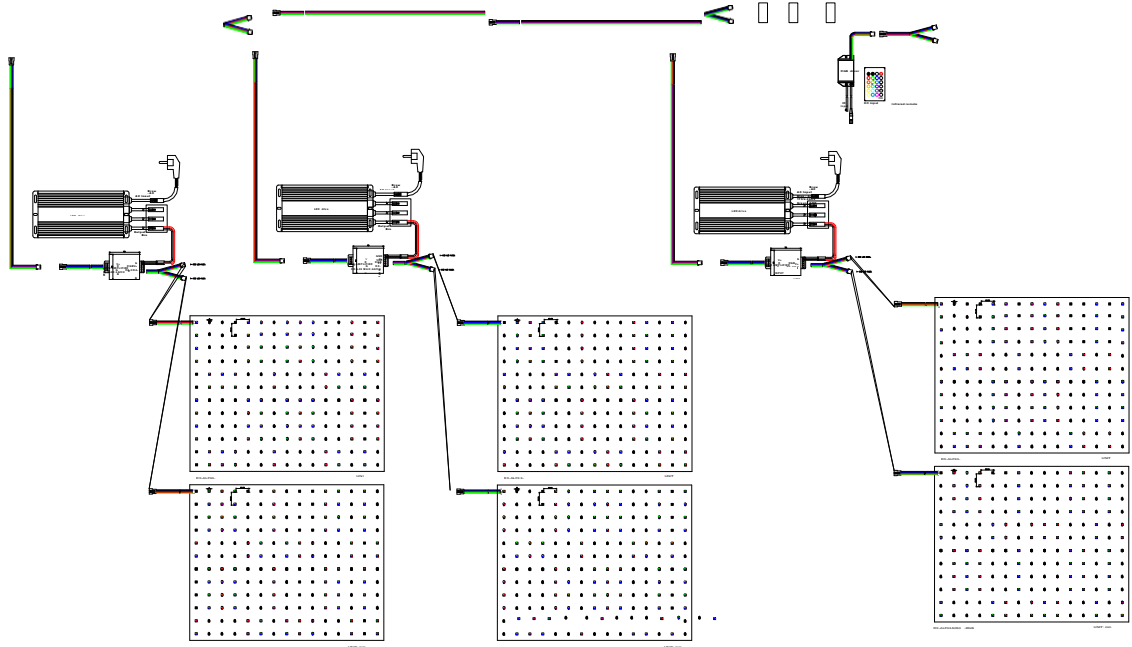


**RGB wiring diagram**



Common anode    W=V+ 12V    R= RED LED    B=BLUE LED    G= GREEN

## Large synchronous color control wiring diagram



please Zoom to see details

### Safety Information

- 1.The LED aluminum panel itself and all its components may not be mechanically stressed.
- 2.Assembly must not damage or destroy conducting paths on the circuit board.
- 3.Installation of LED aluminum panel (with power supplies) needs to be made with regard to all applicable electrical and safety standards. Only qualified personnel should be allowed to perform installations.
- 4.Correct electrical polarity needs to be observed. Wrong polarity may destroy the LED panel.
- 5.Parallel connection is highly recommended as safe electrical operation mode.
- 6.Serial connection is not recommended. Unbalanced voltage drop can cause hazardous overload and damage the LED ALU panel.
- 7.Please ensure that the power supply is of adapters power to operate the total load.

8. When mounting on metallic or otherwise conductive surfaces, there needs to be an electrical isolation points between strip and the mounting surface.

9. Pay attention to standard ESD precautions when installing the LED aluminum panel.

10. Damaged by corrosion will not be honored as a materials defect claim. It is the user's responsibility to provide suitable protection against corrosive agents such as moisture and condensation and other harmful elements.

11. Waterproof LED aluminum panel, please note waterproof wiring Department

Please be sure you choose right AC/DC power adaptor to drive LED aluminum panel. If you have difficulty to buy such adaptor locally, please turn to us.